

Temperature trend report:

Time period: 28.06.2017 13:44:08 - 28.06.2017 14:44:09

Device: Thermo







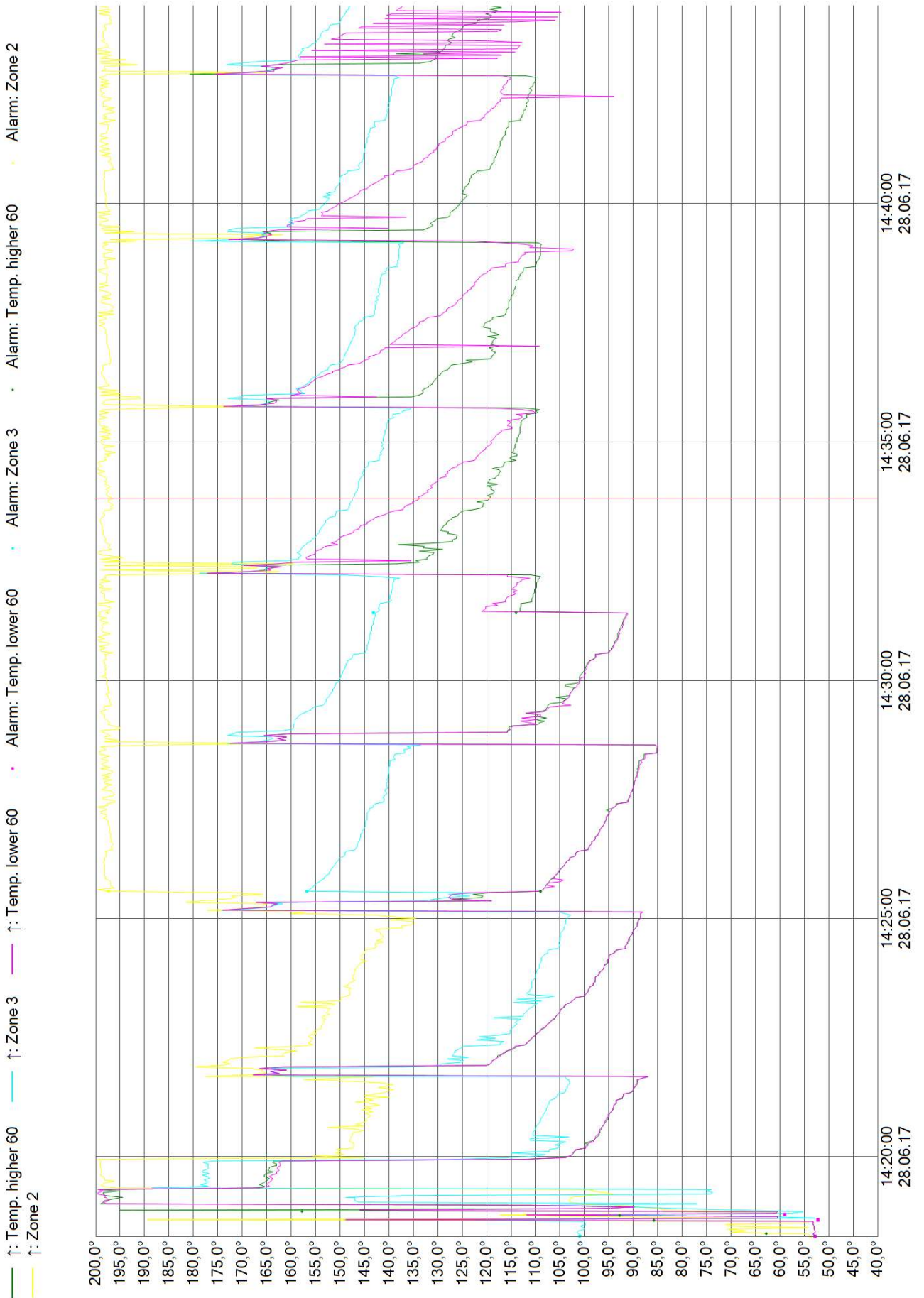


Image Timestamp: 28.06.2017 14:33:48

 Temp. higher 60	 ↑: 119.5°	(28.06.2017 14:33:48)
 Zone 2	 ↑: 196.5°	(28.06.2017 14:33:48)
 Zone 3	 ↑: 147.5°	(28.06.2017 14:33:48)
 Temp. lower 60	↑: 133.8°	(28.06.2017 14:33:48)



Lowest and highest monitored value in the selected period:

↑: Temp. higher 60:

Min: 28.06.2017 14:18:26 - 52,80 °C

Max: 28.06.2017 14:19:18 - 199,50 °C

↑: Zone 2:

Min: 28.06.2017 14:18:20 - 53,80 °C

Max: 28.06.2017 14:44:02 - 199,50 °C

↑: Zone 3:

Min: 28.06.2017 14:18:42 - 52,80 °C

Max: 28.06.2017 14:19:20 - 188,50 °C

↑: Temp. lower 60:

Min: 28.06.2017 14:18:26 - 52,80 °C

Max: 28.06.2017 14:19:18 - 199,50 °C

Lowest and highest alarmed value in the selected period:

Alarm: Temp. lower 60:

Min: 28.06.2017 14:18:39 - 52,20 °C

Max: 28.06.2017 14:18:46 - 59,00 °C

Alarm: Zone 3:

Min: 28.06.2017 14:18:19 - 101,00 °C

Max: 28.06.2017 14:25:34 - 156,80 °C

Alarm: Temp. higher 60:

Min: 28.06.2017 14:18:22 - 62,80 °C

Max: 28.06.2017 14:18:50 - 157,80 °C

Alarm: Zone 2:

Min: 28.06.2017 14:18:18 - 53,80 °C

Max: 28.06.2017 14:31:24 - 197,80 °C